



Rental LED Display

RS-Series

Parts Soft Connection Layout





Arc-shape Adjustable



Front/rear Maintenance




High-precision Structure




Quick Installation



Wide Viewing-angle





High Contrast Ratio



Front Viewing

Mask with special grain pattern processing for promoting contrast ratio.





Cabinet Back

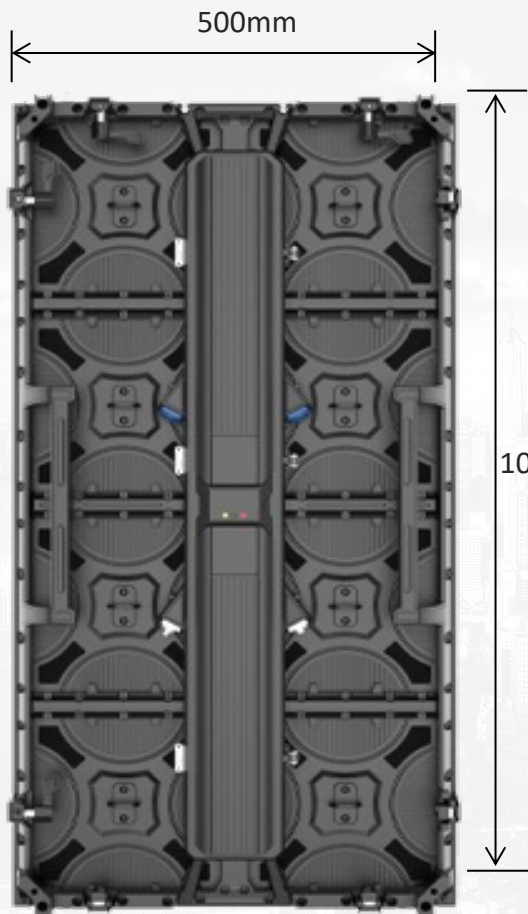
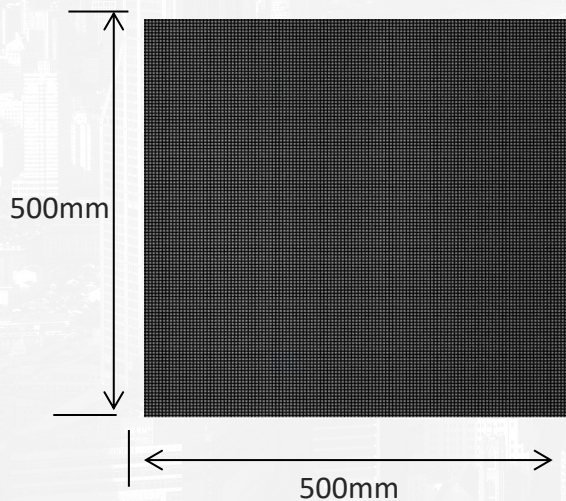
Light-weight, save transportation and installation cost;

Multi-handles, make installation easier;

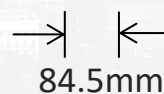
Corner protection, protects LED in safe.



LED SINO



Dimension





500X500 8kg

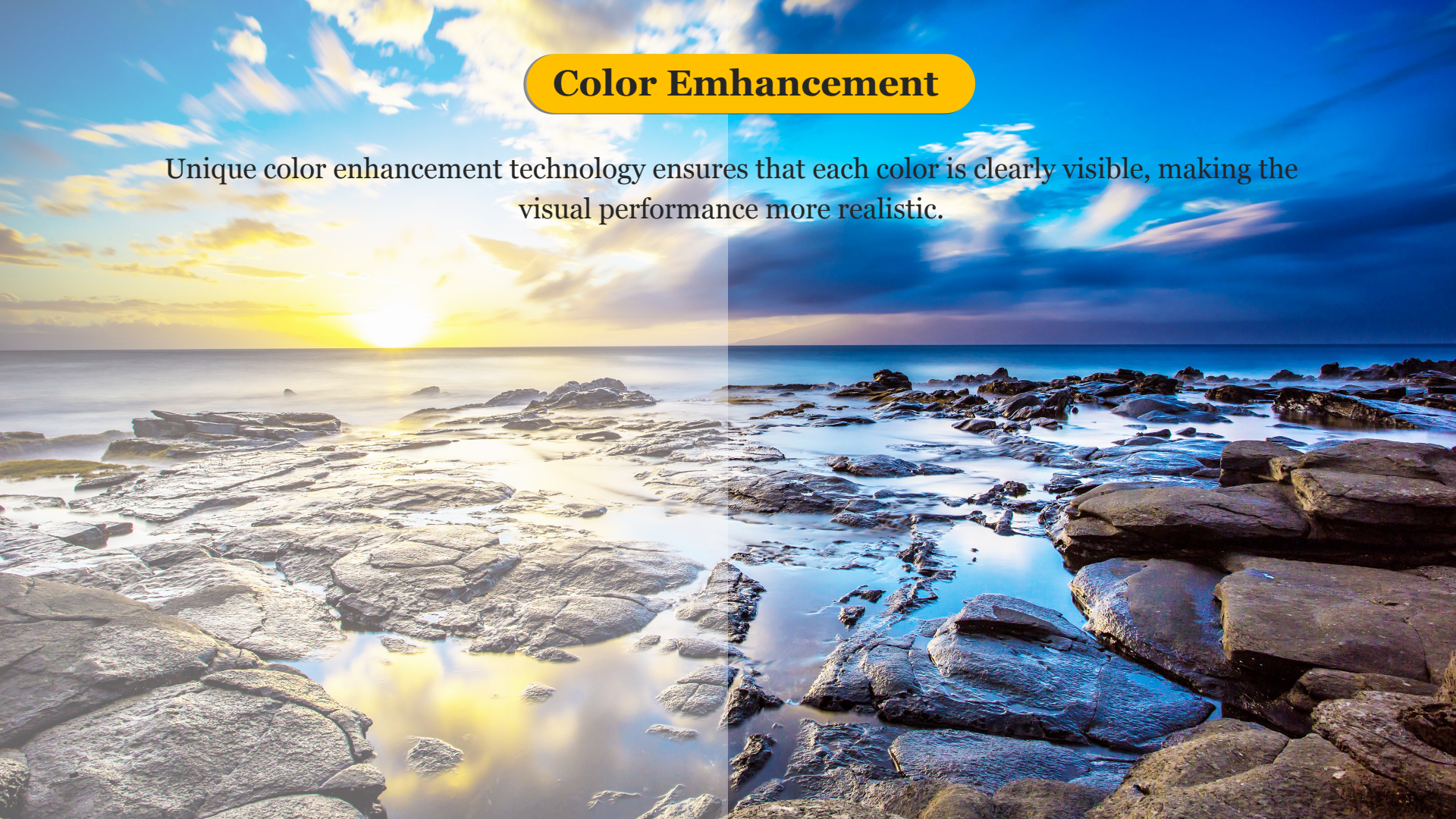
Lighter & Thinner



500X1000 14.5kg

Color Enhancement


Unique color enhancement technology ensures that each color is clearly visible, making the visual performance more realistic.



High Refresh Rate




High refresh rate




Low refresh rate

High Grey Scale



High grey scale



Low grey scale

Seamless Splicing

Die-casting Aluminium Cabinet structure with
CNC high-precision processing;


(Flatness of Cabinet $\leq 0.1\text{mm}$)

HUB connection with high-integrated power box;

Plug&play, hot-swapping

Both front/rear side maintenance;

Buckle locks make the power box assembling & disassembling easier.



LEDSINO

140° Super wide viewing angle

Perfect presentation of images from any angle.




Variability Installation


As a professional led rental product, the convenience and variability of installation is one of the key points of your rental business. It can be assembled into most standardized sizes and installed in various ways, such as hanging installation, arc installation, stacking installation, etc.



Hanging



Arc-shapes



Stacking

Indoor Use

P1.5625

P1.953

P2.5

P2.604

P2.976



P3.91

LED Type	SMD1212(GOB)	SMD1515	SMD1515	SMD1515	SMD1515	SMD2020
Physical density(Dot/sqm)	409600	262144	160000	147456	112896	65536
Module resolution	160X160	128X128	100X100	96X96	84X84	64X64
Module size(mm)	250X250	250X250	250X250	250X250	250X250	250X250
Cabinet size(mm)	500X500X84.5	500X500(1000)X84.5	500X500X84.5	500X500(1000)X84.5	500X500(1000)X84.5	500X500(1000)X84.5
Cabinet resolution	320X320	256X256	192X192	192X192	168X168/168X336	128X128/128X256
Module QTY(WXH)	2X2	2X2	2X2	2X2	2X2/2X4	2X2/2X4
Cabinet weight(kg)	8	8/14.5	8	8/14.5	8/14.5	8/14.5
Maintenance	Front/rear	Front/rear	Front/rear	Front/rear	Front/rear	Front/rear
Cabinet material	Die-casting Aluminum	Die-casting Aluminum	Die-casting Aluminum	Die-casting Aluminum	Die-casting Aluminum	Die-casting Aluminum
Brightness(Nits)	≥600	≥600	≥600	≥600	≥600	≥600
Color temperature(K)	1000-18500 adjustable	1000-18500 adjustable	1000-18500 adjustable	1000-18500 adjustable	1000-18500 adjustable	1000-18500 adjustable
Viewing angle(V/H)	140°/140°	140°/140°	140°/140°	140°/140°	140°/140°	140°/140°
Viewing distance	2-50m	2-50m	3-50m	3-50m	3-100m	4-100m
Contrast ratio	10000 : 1	10000 : 1	10000 : 1	10000 : 1	10000 : 1	10000 : 1
Frame frequency	50/60	50/60	50/60	50/60	50/60	50/60
Drive mode	1/40 Scan	1/32 Scan	1/25 Scan	1/32 Scan	1/16 Scan	1/16Scan
Grey level	16bit	16bit	16bit	16bit	16bit	16bit
Refresh rate(Hz)	3840	3840	3840	3840	3840	3840
Max. power consumption(W/sqm)	600	600	600	600	600	600
Avg. power consumption(W/sqm)	200-300	200-300	200-300	200-300	200-300	200-300
Protection level	IP31	IP31	IP31	IP31	IP31	IP31
Power input			AC90-264V,47-63Hz			
Working temperature/humidity(°C/RH)			-20~60°C/10%~85%			
Storage temperature/humidity(°C/RH)			-20~60°C/10%~85%			
Certificatiom			CCC/CE/RoHS/FCC/CB/TUV/IEC			

LEDSINO



Outdoor Use
IP65 Waterproof
(Front & Rear)



Outdoor Use

P2.604

P2.976

P3.91

P4.81

P5.95

LED Type	SMD415	SMD1415	SMD1921	SMD1921	SMD2727
Physical density(Dot/sqm)	147456	112896	65536	43264	28224
Module resolution	96X96	84X84	64X64	52X52	42X42
Module size(mm)	250X250	250X250	250X250	250X250	250X250
Cabinet size(mm)	500X500(1000)X84.5	500X500(1000)X84.5	500X500(1000)X84.5	500X500(1000)X84.5	500X500(1000)X84.5
Cabinet resolution	192X192/192X384	168X168/168X336	128X128/128X256	104X104/104X208	84X84/84X168
Module QTY(WXH)	2X2/2X4	2X2/2X4	2X2/2X4	2X2/2X4	2X2/2X4
Cabinet weight(kg)	8/14.5	8/14.5	8/14.5	8/14.5	8/14.5
Maintenance	Front/rear	Front/rear	Front/rear	Front/rear	Front/rear
Cabinet material	Die-casting Aluminum	Die-casting Aluminum	Die-casting Aluminum	Die-casting Aluminum	Die-casting Aluminum
Brightness(Nits)	≥4500	≥4500	≥4500	≥3500	≥3500
Color temperature(K)	1000-18500 Adjustable	1000-18500 Adjustable	1000-18500 Adjustable	1000-18500 Adjustable	1000-18500 Adjustable
Viewing angle(V/H)	140°/140°	140°/140°	140°/140°	140°/140°	160°/160°
Viewing distance	3-50m	3-100m	4-150m	4-150m	6-200m
Contrast ratio	10000 : 1	10000 : 1	10000 : 1	10000 : 1	10000 : 1
Frame frequency	50/60	50/60	50/60	50/60	50/60
Drive mode	1/32	1/28	1/16	1/13	1/7
Grey level	16bit	16bit	16bit	16bit	16bit
Refresh rate(Hz)	3840	3840	3840	3840	3840
Max. power consumption(W/sqm)	800	800	800	800	800
Avg. power consumption(W/sqm)	300-400	300-400	300-400	300-400	200-300
Protection level	IP65	IP65	IP65	IP65	IP65
Power input	AC90-264V,47-63Hz				
Working temperature/humidity(°C/RH)	-20~60°C/10%~85%				
Storage temperature/humidity(°C/RH)	-20~60°C/10%~85%				
Certification	CCC/CE/RoHS/FCC/CB/TUV/IEC				

Applications



The logo for LEDSINO, featuring the word "LEDSINO" in a bold, blue, sans-serif font. The letter "S" is stylized with a blue circular graphic element inside it. In the top left corner, there are two overlapping circles, one yellow and one pink.

THANKS



SHENZHEN LEDSINO OPTOELECTRONIC CO., LTD.

Web: www.ledsino.com

Tel: 0086-13421345624; Email: manager@ledsino.com

Add: Building D, Hongfa Science Park, 2035 Songbai Road, Shiyan, Bao'an District, Shenzhen, Guangdong, China.